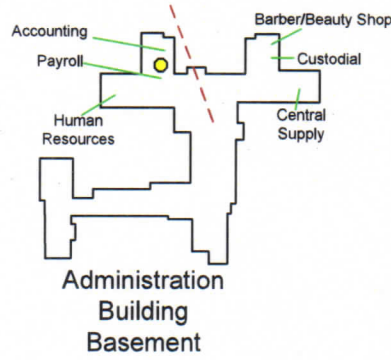
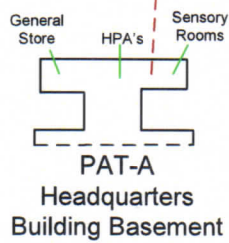





 Covered Walkway

 Roads

SCALE:  100 yards



-  PAT-A Houses
-  PAT-C Houses
-  PAT-E Houses
-  ATP Work Areas
-  Automated External Defibrillator (AED)